


MODEL ECS-65D

with dome top and optional pump



TYPE ECS SYSTEM

ECS Containment Feed Systems consist of a cylindrical feed tank mounted in a rectangular containment tank and a pump shelf.

Each ECS System includes PVC suction tubing, PVC ball valve, PVC "Y" strainer and a PVC foot valve (required when level in feed tank drops below pump inlet).

Dome top tanks have 7" threaded manway with vent.

MODEL	COVER STYLE	CAPACITY (GALLONS)	
		DAY TANK	CONTAIN. TANK
ECS-65D	DOMES	65	90
ECS-115D	DOMES	115	190


TYPE EC

Economy EC units are available with one or two feed tanks in a single containment tank. They may be specified with single or dual feed tanks.

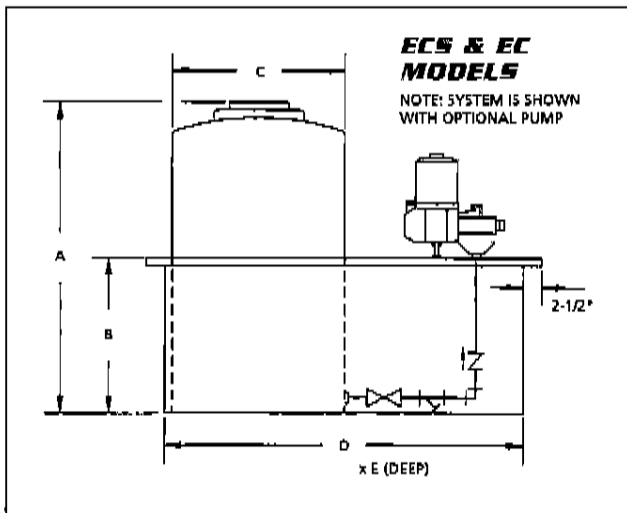
No accessories are included. Molded cover provides mounting area for pump and mixer, plus 1" and 4" fill ports with caps.

MODEL EC-65-2

with molded cover and optional pumps



MODEL	COVER STYLE	CAPACITY (GALLONS)	
		DAY TANK	CONTAIN. TANK
EC-50-1	MOLDED	50	90
EC-50-2	MOLDED	50 EACH	150
EC-65-1	MOLDED	65	90
EC-65-2	MOLDED	65 EACH	150



MODEL	DIMENSIONS (INCHES)				
	A	B	C (DIA.)	D	E
ECS-65D	41	20-1/2	23	48	24
ECS-115D	39	20-1/2	35	60	36
EC-50-1	33	20-1/2	23	48	24
EC-50-2	33	20-1/2	23	52	34
EC-65-1	41	20-1/2	23	48	24
EC-65-2	41	20-1/2	23	52	34